



GIVING IN MAINE

2015 Update of Individual Giving

Reflects most recent data available

Each year, foundations and generous individuals provide millions of dollars of support for nonprofit organizations that strengthen the lives of Maine residents and their communities. As part of the Maine Philanthropy Center's commitment to promote philanthropy and increase its impact in Maine, we have collected and analyzed the most recent data available to provide a snapshot of giving in Maine.

Individual Giving 2012

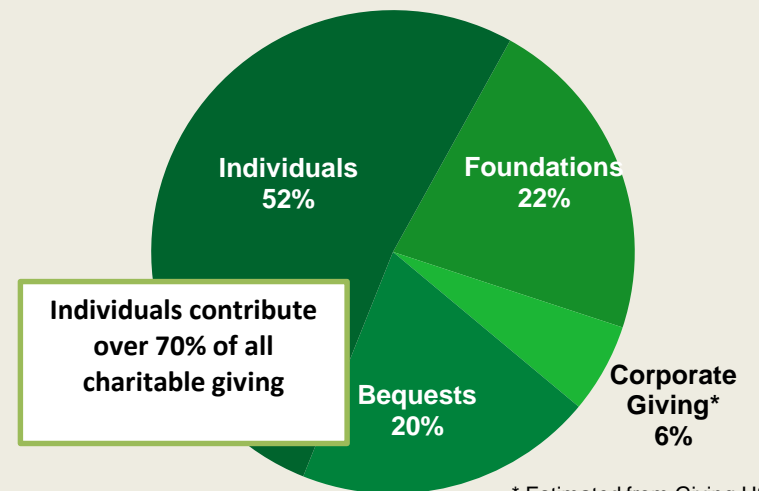
- Individual Maine residents donated over **\$590 million** to charities in 2012 either through bequests after death (**\$165 million**) or in declared charitable contributions (**\$425 million**) during the year.
- Maine's total contributions by individuals have decreased by 1.6% since 2011 while the national average has increased by 13%.
- **141,920** or 22% of Mainers at every income level reported charitable contributions on their federal tax returns. This is a decrease of 2.6% in the number of people reporting contributions which is consistent with the national decrease of 1.5%.
- Average gift size has increased **10%** over the last five years.
- Bequest contributions increased by **6.5%** which places Maine as **3rd** in the nation for average bequest contribution.

How Maine Individual Giving Compares to the U.S. and New England

	Average Income	Income Rank	Average Gift Size	Gift Size Rank	% of Income to Charity	% of Income Rank
Maine	\$51,374	44	\$2,994	51*	1.3%	48
Connecticut	\$91,371	2	\$5,500	19	2.2%	24
Massachusetts	\$79,870	4	\$4,706	32	1.9%	36
New Hampshire	\$65,969	14	\$3,132	50	1.2%	51
Rhode Island	\$59,271	22	\$3,155	49	1.5%	46
Vermont	\$53,659	38	\$3,985	44	1.6%	45
National	\$62,645		\$5,296		2.2%	

*DC included in the list
Source of data: IRS statistics

Total Giving to Charity in 2012 was \$821 million



MAINE

\$16.5 million

U.S.

\$13 million

Maine ranks 3rd in Average Bequest Size

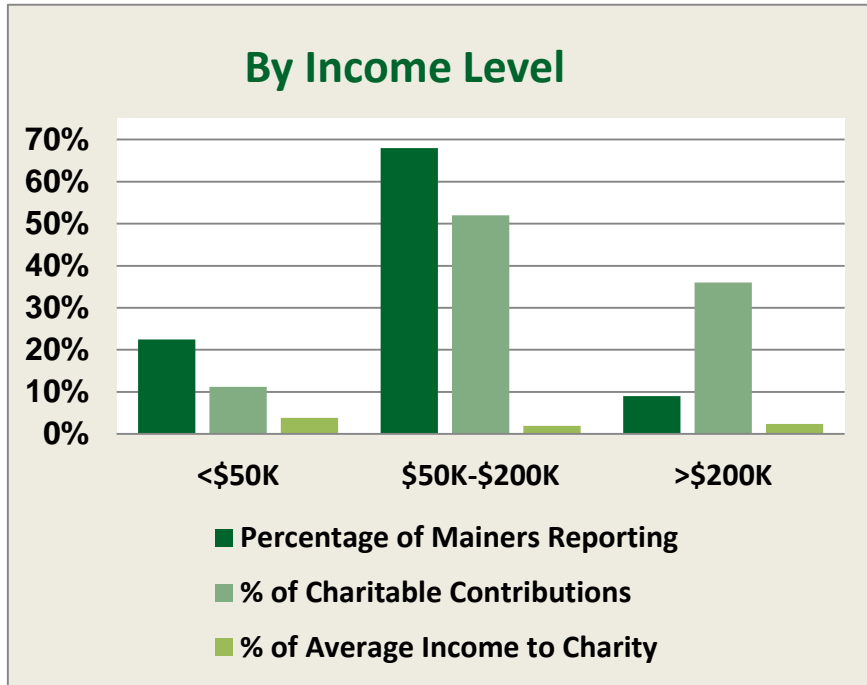
39%

26%

Maine ranks 6th in % of Estates with Charitable Bequests

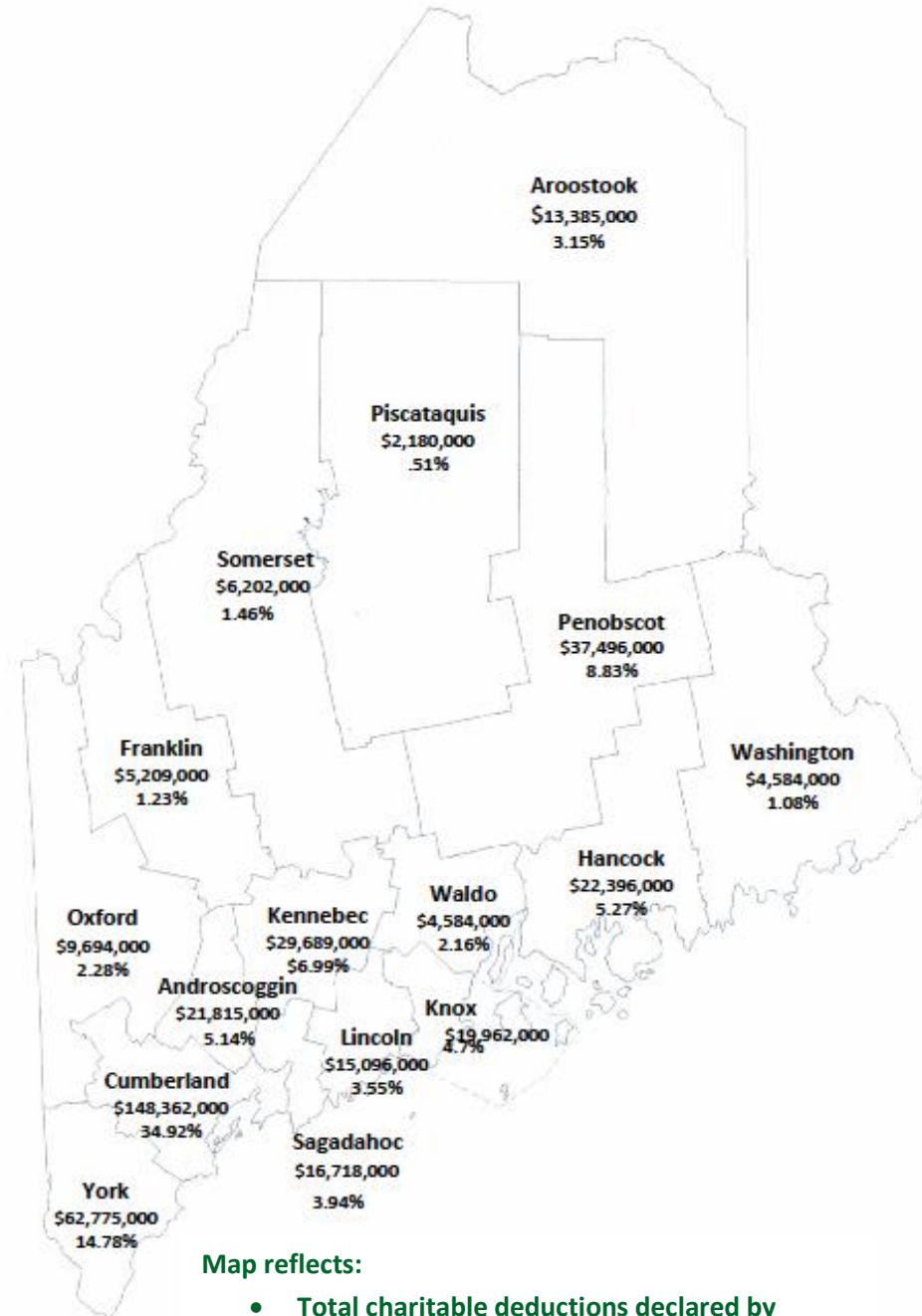
Mainers have been generous with their planned giving.

Almost one-fourth of all Maine residents reported charitable deductions.



- Mainers with the lowest income give the highest percentage of their income to charities. The average ratio in Maine is 1.3%, but Mainers with incomes less than **\$25,000 give almost 5%** of their income.
- Mainers at the highest income brackets give 2.4% to charity.
- In the urban areas of Portland and Lewiston, Mainers in the lowest income bracket give an average of **13%** of their income to charity while the highest income bracket gives at the state average of 2.4%.
- York, Cumberland, and Sagadahoc counties represent almost 40% of Maine’s population and account for more than 50% of charitable deductions.
- In addition to monetary donations, **350,000 Mainers** also contributed **\$1 billion** in time and energy to nonprofits in a variety of volunteer positions. Maine ranks **12th** in the country for overall volunteering rate. *

Individual Contributions by County



Map reflects:

- Total charitable deductions declared by county
- Percentage of deductions for each county

**"Volunteering and Civic Life in America", Census Bureau data