

Giving in Maine 2018

Individual Giving

Giving by individuals in Maine is incredibly important to our state.

In 2015, individuals in Maine reported over

\$463 Million

in charitable deductions on their taxes.

This represents an increase of \$12 million from 2014. Charitable deductions have increased 7% in the last 5 years.



Charitable Deductions

21% of all Mainers—at virtually every income level—report charitable giving on their tax returns.

Declared charitable deductions represent approximately 80% of total dollars given by individuals.

Not all giving is reported on tax returns. It is estimated that **53% of Mainers donate \$25 or more to charity.**



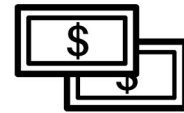
Volunteering

32% of all Mainers volunteered in 2015. Those 350,000 people contributed nearly \$1 billion in time and energy to nonprofits.

Maine ranks **10th in the country** for hours volunteered per person.

Mainers volunteered the most time to:

- education or youth service—28%
- religious organizations—19%
- social or community service—18%



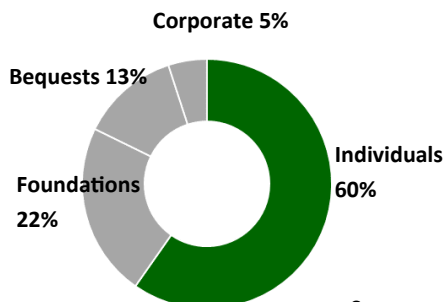
And Bequests

An additional \$99 million was donated through bequests in 2015.

Bequests are property given in a will after death. In 2015, 48 estates of more than \$5.25 million were settled in Maine, 22 of which had charitable bequests.

The number and dollar amount of bequests varies widely from year to year.

Total Charitable Giving in Maine for 2015: \$776 million



Sources:

Maine charitable deduction data are collected from the IRS. State and national volunteering data come from the Corporation for National and Community Service and the Maine Commission for Volunteer Service. This report uses the most recent data that are publicly available.

Maine nonprofits depend on donations from individuals.

Individual giving and bequests from individuals made up nearly 3/4 of total charitable giving in 2015.



Maine
Philanthropy
Center

Mainers are charitable across the state.

People across Maine made charitable donations in 2015.

Residents in Cumberland County gave the greatest collective amount in charitable contributions. That county, which has the state's largest population and highest total income, also had the highest levels of per capita giving, or giving per person, in 2015.

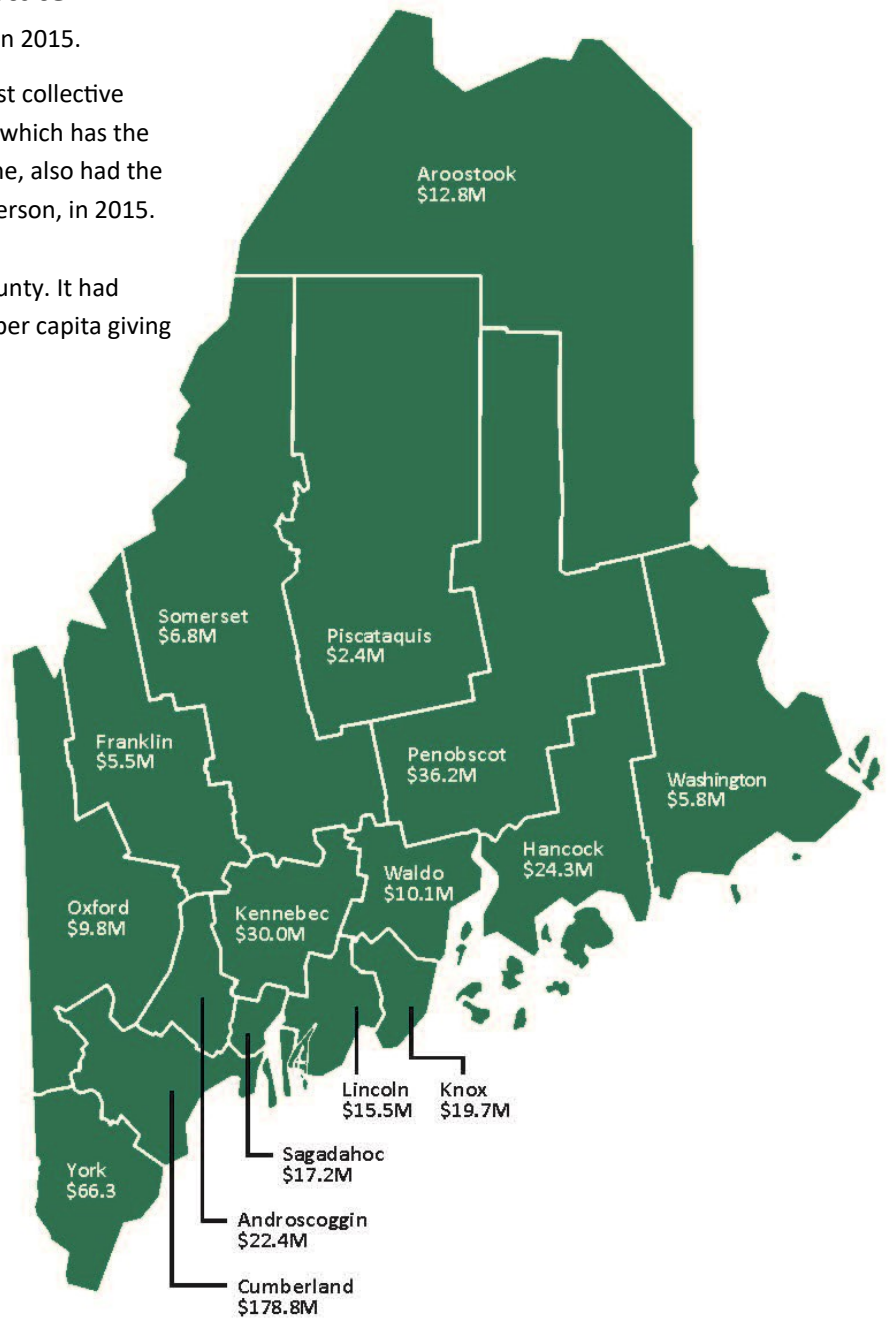
Piscataquis County is Maine's least-populated county. It had the lowest total income and the lowest levels of per capita giving in 2015.

What causes do Mainers support?

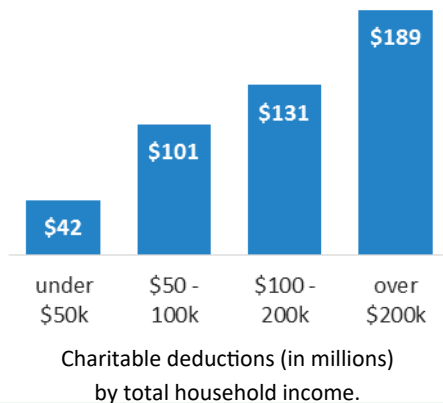
Mainers' charitable donations may go to local nonprofits, or they may go to statewide or national organizations.

According to Giving USA, in 2015 the majority of charitable dollars nationally went to:

- religion (32%)
- education (15%)
- human services (12%)
- grantmaking foundations (12%)
- and health (8%)



Mainers at all income levels report charitable giving.



Charitable deductions by county.

Mainers reported giving an average of \$3,433 in 2015.

This represents an increase of almost 2% from 2014 to 2015—and an increase of 16% since 2011.

When it comes to average annual giving, Maine was ranked 50 out of 51 nationally in 2015. Rhode Island was ranked 51st.

At right: The size of the average annual charitable deduction compared to our nearest neighbors and national averages.

