

Giving in Maine 2019



A snapshot of giving from the Maine Philanthropy Center

Based on latest available FY2017 data

360+

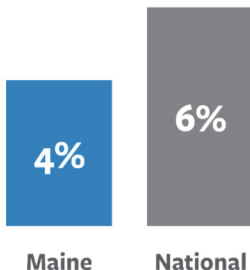
Active private and community foundations based in Maine

HELD OVER
\$3 BILLION
in assets

6% increase from previous year and nearly 60% growth over ten years.

GAVE MORE THAN
\$180 MILLION
in charitable contributions around the world

Annual Change



What is a foundation?

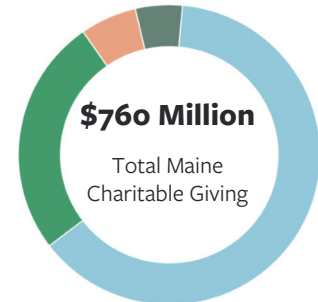
A foundation is a non-governmental nonprofit, 501(c)3, organization that supports charitable activities. Most give grants, but private operating foundations may directly fund their own charitable activities. Private foundation assets typically come from a family, individual, or corporation. Each year, a private non-operating foundation is required to give 5% or more of its assets to charitable activities.

Charitable Giving in Maine

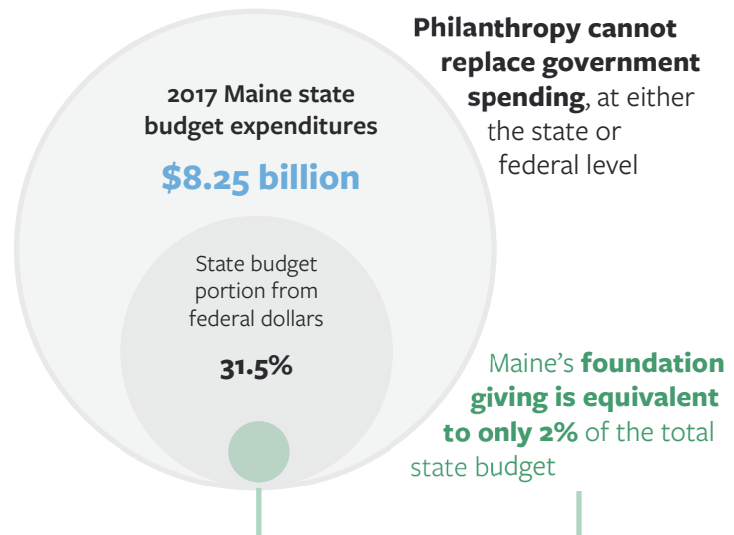
- ◆ Foundation giving represents about a **quarter of all charitable giving** in Maine.
- ◆ By far, the **largest portion comes from individuals** across the state.
- ◆ Together, **charitable bequests** and an estimate of **corporate giving** total just over 10%.
- ◆ **Individual** giving saw the largest annual change at 6.2% **outpacing national growth by 1%**.

Total Giving By Type*

Individuals	\$492M	65%
Foundations	\$182M	24%
Bequests	\$47M	6%
Corporations	\$39M	5%



Philanthropy cannot replace government spending, at either the state or federal level



Sources: Candid, 2019; IRS 990s and Statistics of Income; State Expenditure Report, Fiscal 2016-2018, National Association of State Budget Officers

*Individual giving and bequest data from 2016. Corporate giving percentage is based on national estimates by Giving USA.

The Most Active Maine Funders

A Closer Look at the Top 25 Maine Funders

A small percentage of the hundreds of Maine foundations are responsible for the majority of funding distributed throughout the state.

We compile this **list of the top 25 Maine funders, measured by annual giving to Maine**, to provide a closer look at the giving of the most active organizations in Maine's philanthropic community each year.

Maine Funders

To be considered a *Maine Funder* for this report, an organization must be incorporated or registered with the state of Maine or be subject to the legal jurisdiction of a Maine municipality. Included are private and community foundations, as well as public charities receiving a majority of their contributions from non-government sources. Excluded are certain operating foundations and other entities whose charitable giving is exclusive to one or more supported organizations.

Rank	Name	Giving to Maine (\$millions)	Portion of Funder's Total Giving
1	Harold Alfond Foundation	38.48	99.8%
2	Maine Community Foundation	30.05	100%
3	Lunder Foundation	9.59	58.7%
4	Elmina B. Sewall Foundation	8.31	98.5%
5	John T. Gorman Foundation	6.66	100%
6	Libra Foundation	6.08	100%
7	Maine Cancer Foundation	3.80	100%
8	Maine Health Access Foundation	3.41	100%
9	Davis Family Foundation	2.70	99.3%
10	Grace Butnam Foundation	2.14	97.7%
11	Doree Taylor Charitable Foundation	2.11	100%
12	The Betterment Fund	1.86	100%
13	Next Generation Foundation	1.79	90.4%
14	MELMAC Education Foundation	1.73	100%
15	Sam L. Cohen Foundation	1.62	99.1%
16	The Bill and Joan Alfond Foundation	1.53	61.0%
17	Maine Justice Foundation	1.49	100%
18	Emanuel & Pauline A. Lerner Foundation	1.11	100%
19	Hannaford Charitable Foundation	0.96	63.8%
20	Quimby Family Foundation	0.95	100%
21	The Peter Alfond Foundation	0.93	82.5%
22	Morton-Kelly Charitable Trust	0.90	100%
23	TD Charitable Foundation	0.87	4.7%
24	Davis Educational Foundation	0.86	16.9%
25	Fore River Foundation	0.82	76.3%

ASSETS

\$2.61 Billion

TOTAL MAINE GIVING

\$131 Million

81%

STAYS IN MAINE

OF \$161 MILLION TOTAL GIVING EVERYWHERE

Maine giving by sector

23%	Education
23%	Human Services
18%	Public, Societal Benefit
14%	Health
12%	Arts, Culture, & Humanities
9%	Environment & Animals

Other sectors account for ~ 1%

United Ways of Maine are evaluated separately on the last page.

GRANTS IN 2017

6,461

More than half of all grants given are small, each totaling less than \$2,500

81%

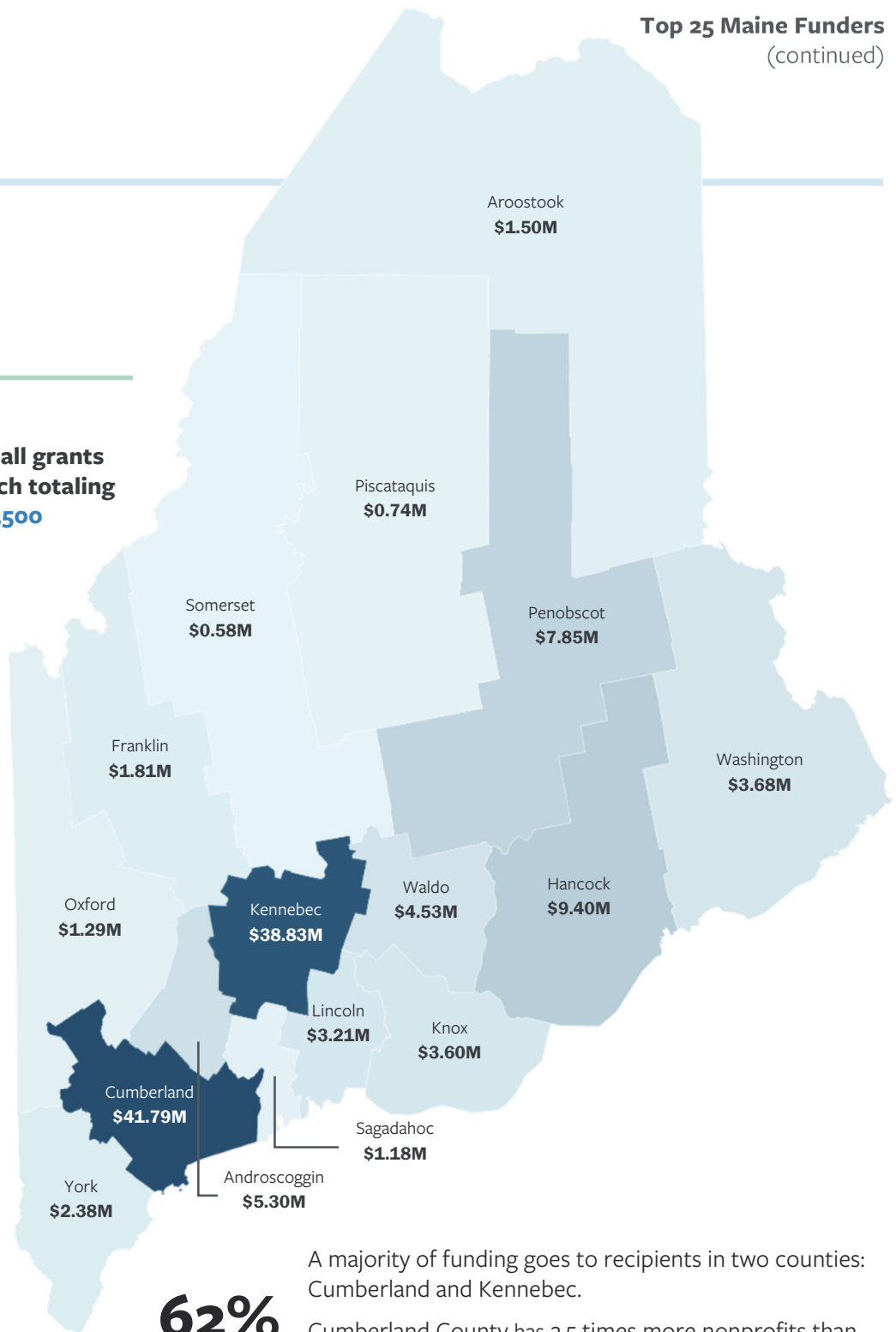
Most grants total \$10,000 or less

LARGEST

\$10,000,000

SMALLEST

\$15



Top 5 Recipient Zip Codes

04901	\$29M to Waterville area
20%	
04101	\$21M to Portland
16%	
04330	\$6.4M to Augusta area
5%	
04609	\$3.7M to Bar Harbor
5%	
04260	\$3.7M to New Gloucester
3%	

A majority of funding goes to recipients in two counties: Cumberland and Kennebec.

62%

Cumberland County has 2.5 times more nonprofits than Kennebec County.

13%

Received in Penobscot and Hancock counties.

This data reflects the location of the recipient organization or individual and does not reveal the full picture of the areas ultimately impacted by grant dollars.

Other Organizations Giving in Maine

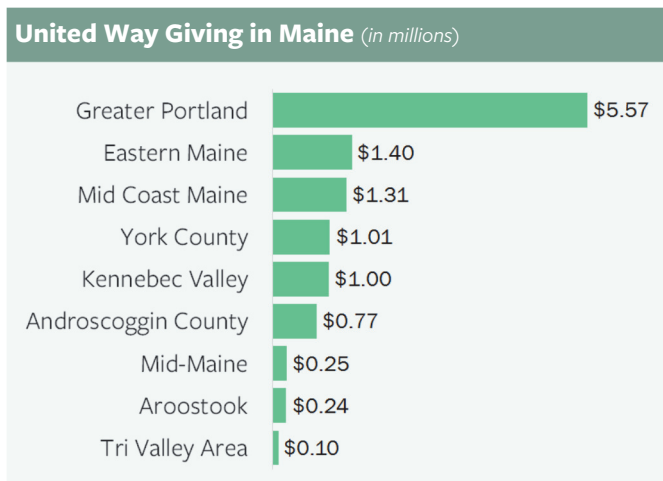
Out-of-State Organizations

Many funders that support organizations and individuals in Maine are based in other states. For some, this support represents a majority of their total charitable giving.

Name	Maine Giving	Maine % of Total Giving
Shelby Cullom Davis Charitable Fund Inc., DE	\$9,320,000	10.3%
Silicon Valley Community Foundation, CA	\$7,863,000	0.4%
Bonney Family Foundation, MA	\$7,250,000	100.0%
Robert Wood Johnson Foundation, NJ	\$4,766,451	1.1%
Nature Conservancy, VA	\$3,269,518	5.8%
Boston Foundation Inc., MA	\$2,412,300	1.8%
The New York Community Trust, NY	\$1,753,572	0.8%
The Partridge Foundation, NY	\$1,600,000	47.4%
The Bingham Trust, RI	\$1,420,000	66.2%
Jane's Trust, MA	\$1,366,850	15.1%

United Way

As a coalition of independent public charities, United Way represents a unique segment of the philanthropic community in Maine. Taken together, Maine's United Ways make a significant contribution to statewide charitable giving, totaling over \$11 million.



Corporate Giving

Maine's private sector gives in a variety of ways to nonprofits, individuals, and other entities across the state. Some companies have formal foundations through which they give to Maine's communities, and details of their charitable giving are reported each year to the federal government and open to public inspection. Consequently, we are able to include this form of corporate giving in our annual statistics.

Companies also give considerably in other ways, such as sponsorships, gifts in kind, employee matching programs, and direct grants. These giving vehicles are not subject to the same federal reporting requirements and public disclosure as foundations, so we can only estimate that roughly 5% of all charitable giving in Maine comes from these private corporate modes of giving.

Sources: IRS 990s, funder-provided grant data, and Candid (2019)



Maine
Philanthropy
Center

Each year, foundations, public charities, and other philanthropic entities provide millions of dollars of support to nonprofit organizations and individuals to strengthen the lives of Maine residents and their communities.

As part of our commitment to advancing the effectiveness of philanthropy in Maine, the Maine Philanthropy Center is proud to develop this annual snapshot of giving in Maine.

For more information, visit us at mainephilanthropy.org or call 207-780-5039.